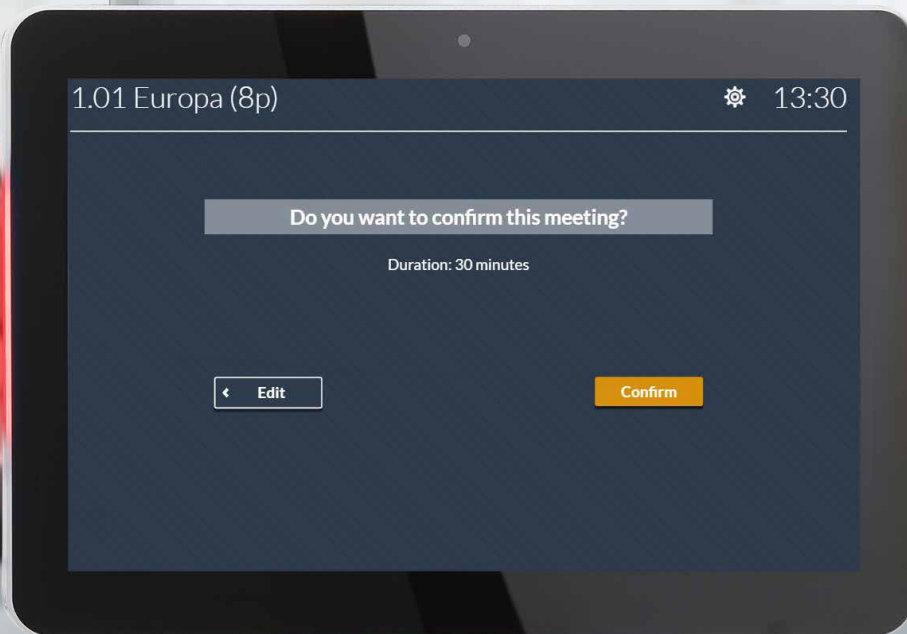


Proflex

ROOM SIGNAGE



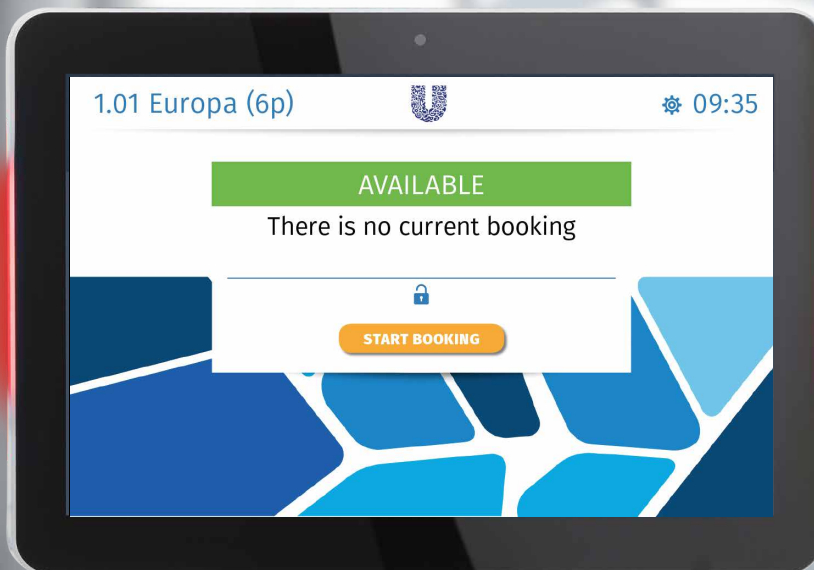
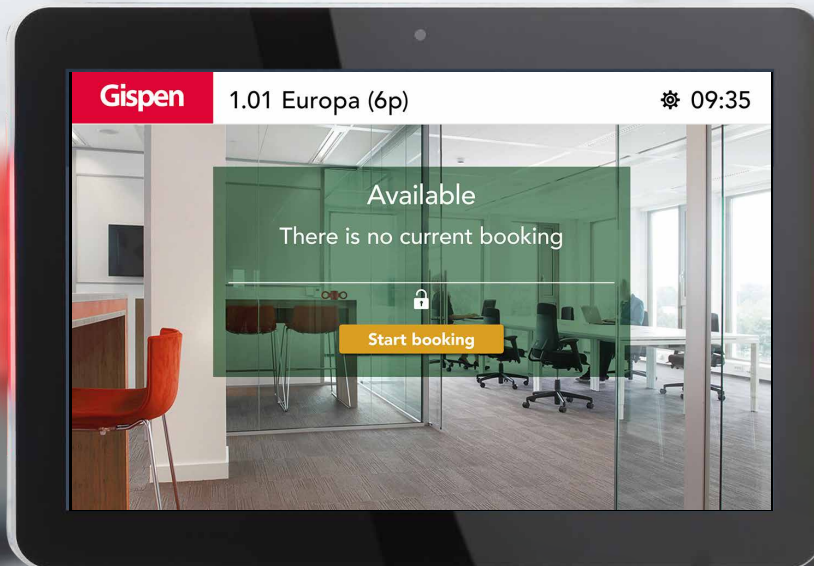
v1

Your own look and feel
Proflex Room Signage

Wat we need to know

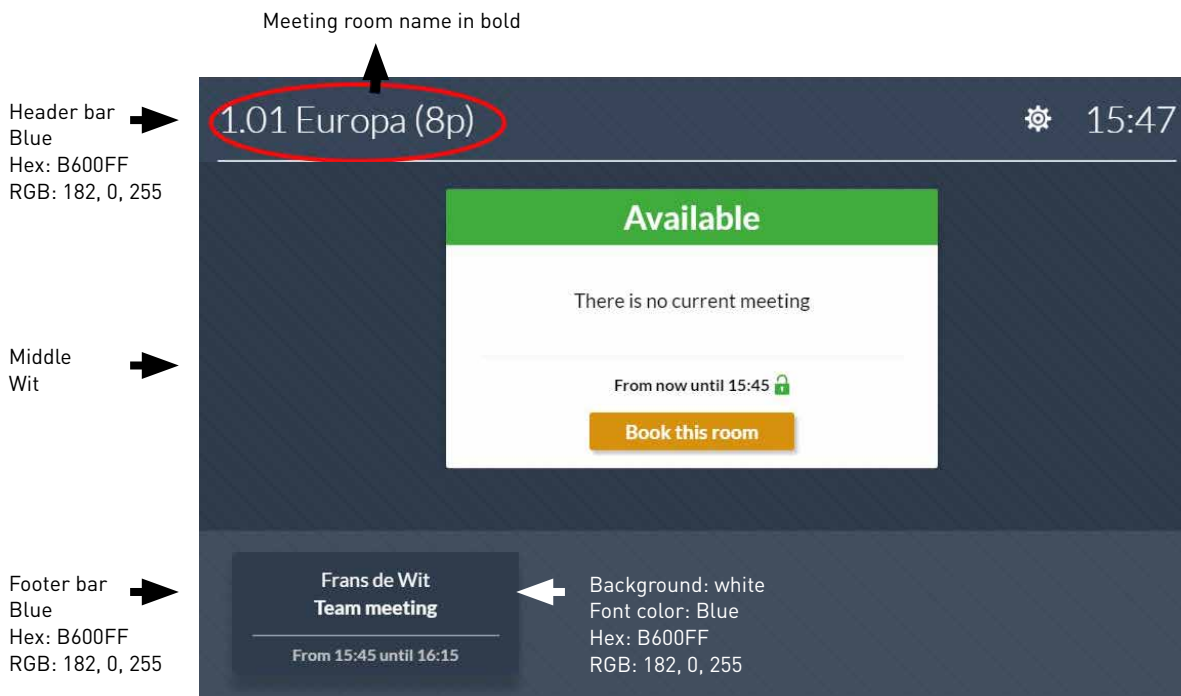
YOUR OWN LOOK AND FEEL

If you want to present your organization in a standard way, so that you can be recognized at a glance even without showing your company name, you can customize the Proflex screen according to your own Corporate Identity.



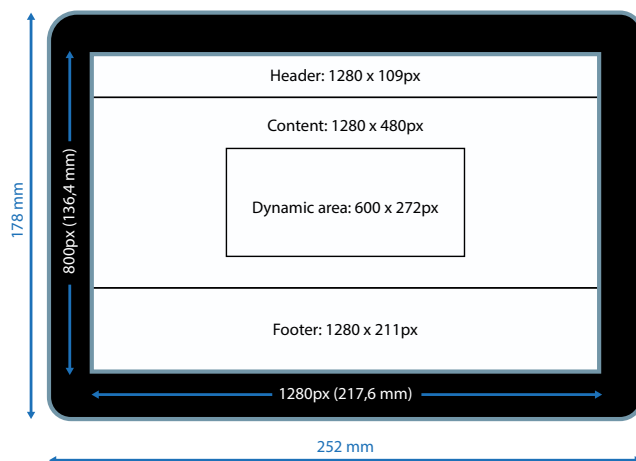
THE ELEMENTS THAT YOU CAN CUSTOMIZE

The example shows a number of elements that you can choose to customize



Resolution screen: 1280 pixels x 800 pixels

You are not necessarily limited to the elements shown in the example. You can also define the font type, size and color (for the entire screen or per element). You can even choose a background image or pattern.



THE ELEMENTS THAT YOU CAN CUSTOMIZE

Logo

Logo placement

If you wish to display a logo on the screen, please indicate the position and size of the logo.

E.g. In the center of the header bar, with a slight gap at the top and bottom of the logo.

Size of the logo

You need to supply the logo in png format (with a transparent background if required) with the minimum dimensions as is required to be displayed. E.g. If the logo on the screen must be shown as 100 pixels by 80 pixels then that is how the logo should be dimensioned.

Background

As is the case with the logo, you must provide the image with the required dimensions and specify the exact location. E.g. must it be displayed across the entire screen or just the middle area, or just the area showing the current meeting?

THE ELEMENTS THAT YOU CAN CUSTOMIZE

Font types

There are a few “standard” fonts that are generally available in all browsers (like “Arial”, “Courier New”, “Times New Roman” and “Verdana”). If you require a different font then the font must be available on a server that can be accessed remotely and “cross-domain”. A good source for these kinds of fonts is [Google Fonts](#). Practically all those fonts can be used.

Colors

Colors must be defined in Hex code or RGB values.

YOUR REQUIREMENTS

On the next page you can specify your requirements. If you wish to change many elements or apply many changes to a single element, you may want to circle the element and number it so that you can describe the changes in a separate document. Send your requirements specifications to info@proflexsignage.com and mention your activation code

Specifications

